

NATURAL GENIUS

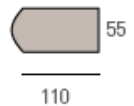
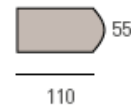
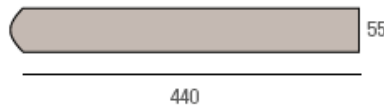
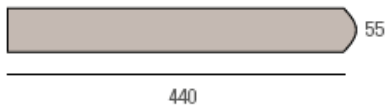
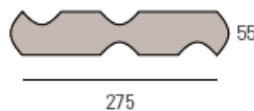
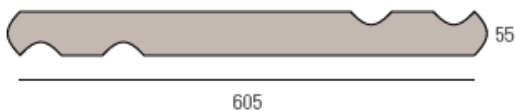
BISCUIT N°4

Re-thinking traditional hardwood floor, where rounded, bevelled and curved boards along with slight bombe effect of the surface create a new language.


High-end two-layers engineered hardwood floor with a top layer and crossed-fibres birch plywood support.

SPECIFICATIONS

MODEL	WIDTH	LENGTH	TOTAL THICKNESS	TOP LAYER	SUPPORT	INSTALLATION SYSTEMS
4	55 mm	605 mm	12,5 mm	3/3,5 mm	multilayer birch plywood	glued only
		275 mm				
		440 mm				
		110 mm				



board section



INSTALLATION PATTERNS

